



A Comparative Analytical Study of Foreign Employment Stabilization and Promotion Policies and China's Employment Priority Strategy

Ke Wang^{1,6}, Xiaohui Shu^{3,*}, Bo Peng⁷, Geyang Zhang², Yingchu Jiang⁴, Mengli Li⁴ and Yunxi Ma⁴

¹ School of Management, Xi'an University of Science and Technology, Xi'an, 710054, Shaanxi, China;

² School of Economics and Management, Binzhou Vocational College, Binzhou, 256603, Shandong, China

³ School of Economics and Management, Huaihua University, Huaihua, 418000, Hunan, China, Supported by the Research Start-up Fund of Huaihua University

⁴ School of Accounting and Finance, Xi'an Peihua University, Xi'an, 710100, Shaanxi, China, Supported by the Research Start-up Fund of Xi'an Peihua University

⁵ School of Accounting, Shanwei Vocational and Technical College, Shanwei, 516600, Guangdong, China, Supported by the Research Start-up Fund of Shanwei Vocational and Technical College

⁶ School of Economics and Finance, Xi'an Jiaotong University, 710049, Xi'an, China

⁷ School of Economics and Management, Henan University of Science and Technology, Xinxiang, 453003, Henan, China

SUMMARY: *Employment policy plays an important role in economic development, social stability and livelihood protection. This paper uses text mining technology and policy evaluation model to quantitatively compare and analyze the foreign employment stabilization and promotion policies with China's employment priority strategy. First, we collect and process the data of the policy texts that meet the requirements of the study; second, we grasp the key points of concern of the foreign employment stabilization and promotion policies and China's employment priority strategy through the word frequency statistics of the policy texts and the method of co-occurrence network diagram; and with the help of the LDA topic model, we dig deep into the potential themes hidden in the policy texts and interpret the complex information in the policy texts. Finally, relying on the PMC index model, the quantitative evaluation of foreign employment stabilization and promotion policies and China's employment priority strategy is carried out. It is found that most of the policies of China's employment priority strategy score higher than the mean or even full marks, reflecting the comprehensiveness of the policies. The PMC index of the three foreign policies for stabilizing and promoting employment is $P3 > P1 > P2$, and $P3$ ranks first among all policies, however, its score does not reach 9 because it mainly focuses on scientific and technological innovation, and only covers a small part of employment assistance. As a whole, China can start from playing the coordinating function of combining supply and demand. Focusing on the needs of special groups as well as, policies should comprehensively cover forecasting, supervision, guidance and other directions to improve China's employment level. Foreign countries can pay more attention to the employment needs of special groups and improve the employment rate of all people.*

KEYWORDS: *text mining technology; LDA topic modeling; PMC; employment strategy*

*wangke19770228@163.com

<https://doi.org/10.65102/is2026065>

1 Introduction

Throughout the international community, unemployment not only leads to idle and wasteful labor factors and makes the life of workers difficult, but also leads to many social and political problems and even causes great social unrest, which becomes a major problem that undermines economic development and jeopardizes social security [1-4]. Regarding the impact of the unemployment rate, literature [5] examined the relationship between the unemployment rate and the growth of gross domestic product (GDP), and by analyzing the official data, it shows that there is an equilibrium relationship between the unemployment rate and the economic growth, and that an increase in the unemployment rate will have an impact on the GDP growth. Literature [6] discussed the impact of unemployment on the cognitive, affective and well-being of unemployed people and showed that unemployment significantly reduces the level of income of unemployed people, which in turn reduces life satisfaction. Literature [7] analyzed the impact of youth unemployment on civil unrest in the context of globalization and the findings concluded that youth unemployment by itself does not cause any unrest but increases the likelihood of unrest in the context of trade and financial globalization. Literature [8] examined the impact of different stages of unemployment on the mental health of unemployed people and based on a questionnaire survey it was noted that negative perceptions of unemployment at different stages of unemployment have the greatest impact on mental health. Therefore, every country has made corresponding response policies and strategies to the employment problem.

In response to the unemployment problem, China for the first time mentioned increasing employment as a macro-control goal, showing that the strategy in macro-control has shifted to employment prioritization [9, 10]. Under the active promotion of the employment priority strategy, China has seen the emergence of new employment models, the effective expansion of urban employment scale, the continuous optimization of employment structure, the remarkable effect of entrepreneurship-driven employment, the obvious improvement of employment quality, and the continuous enhancement of the capacity of public employment services, which have greatly contributed to the high-quality development of employment and the significant improvement of people's livelihood protection level [11-15]. Related research, literature [16] that since the founding of new China has made great achievements in employment, but at the same time also employment pressure still exists, and for the existence of the problem put forward solutions for the future employment work to provide reference. Literature [17] examined urban polycentricity in 287 Chinese cities, revealing that most Chinese cities have multiple employment centers within their administrative regions, and these employment centers play an important role in promoting employment. Literature [18] analyzed China's economic data from 1978 to 2020 and pointed out that the deviation of China's economic structure is weakening, the economic structure is being optimized, the influence of industrial structure on employment structure is strong and then slows down, and the economic growth has a more direct impact on the employment structure. Literature [19] emphasized that entrepreneurship is one of the important ways to improve employment opportunities in China. It also puts forward suggestions such as strengthening entrepreneurship education and training, improving the construction of business incubators, and strengthening entrepreneurship policy support to further promote the employment effect. Literature [20] describes that during the years of steady economic development in China, the employment situation has remained stable in general, especially based on the background of vigorously promoting mass entrepreneurship and innovation, the new pattern of entrepreneurship-led employment has been formed and achieved remarkable development. Literature [21] emphasizes the importance China attaches to the employment issue, and with the advancement of Internet technology and mass consumption

upgrading, a new employment mode of de-employment and platformization has appeared, but at the same time there are also many problems, and targeted countermeasures have been put forward.

In foreign countries, the “stable employment and employment promotion policy” is the main countermeasure to solve the problem of “difficult employment” [22, 23]. This policy refers to a series of policy measures to cope with employment pressure and promote stable employment. First, the promotion of entrepreneurship policy: to encourage entrepreneurship and self-employment, to provide entrepreneurial advice, entrepreneurial training, investment support and other policy support, the government to increase support for entrepreneurial projects, reduce the threshold of entrepreneurs, stimulate innovation and entrepreneurial vitality [24-26]. In this regard, literature [27] emphasizes that youth employment interventions have been effective in increasing business entrepreneurship and skills training, and have had a positive impact on improving youth employment and income. Literature [28] discusses the role of entrepreneurship in India on the country's economic growth, emphasizing that entrepreneurship not only promotes self-employment but also creates a large-scale employment structure. Literature [29] points out that Saudi Arabia faces a serious challenge of massive youth unemployment and discusses the current status of social entrepreneurship in Saudi Arabia, emphasizing the role played by entrepreneurship in increasing a wide range of employment opportunities. Secondly, employment security policies: A sound employment security system has been established to strengthen the protection of temporary and flexible employment groups, and the government provides services such as employment and unemployment registration and matching, social security assistance, and other services to protect the basic rights and interests of workers [30-32]. Literature [33] emphasizes the importance of the employment guarantee policy, showing that it responds to advantages that go far beyond its macroeconomic stabilization features, and is also a method of preventing the adverse effects of unemployment. Literature [34] systematically explains the concept of employment guarantee and its importance, under which the government provides a number of social benefits, especially those related to sustained employment, power relations in the labor market and democracy. Literature [35] describes the role of the employment guarantee system in promoting employment by providing quality jobs and sustainable employment to stop the downward trend in the quality of employment and to promote an inclusive labor market. Thirdly, the policy of optimizing business environment: provide a better business environment for enterprises, reduce enterprise costs and tax burden, encourage enterprises to increase jobs, the government vigorously simplifies the approval process, reduces administrative approvals, improves efficiency, and provides incentives such as investment facilitation and tax incentives [36-39]. Literature [40] describes the impact of the business environment on job creation and employability of SMEs, and through the survey, it is pointed out that enterprises play an important role in promoting employment, but factors such as insufficient access to external finance and multiple taxes are unfavorable to the development of SMEs. Literature [41] aims to analyze the impact of policies to improve the business environment on overall employment, and through a survey of entrepreneurs, the analysis shows that institutions and policies affecting the business environment may have an important impact on employment, especially for groups with high structural unemployment rates. Literature [42] examines the impact of the business environment on firms' labor income share, and based on the analysis of micro-level data of Chinese A-share listed companies, emphasizes that the optimal business environment can increase the labor income share.

Whether it is China's “employment priority strategy” or foreign “employment stabilization and promotion policies”, both play an important role in promoting employment, and the two approaches have their own characteristics, China is more effective in maintaining employment

stability, while foreign countries have also been able to deal with flexibility, structural unemployment and other aspects. China has been more effective in maintaining employment stability, while foreign countries have also drawn lessons from them in dealing with flexibility, structural unemployment and so on.

The article first gives an overview of the text mining techniques, LDA topic model and PMC index calculation methods used in this research. Subsequently, web crawler technology is utilized to mine the text of foreign employment stabilization and employment promotion policies and China's employment priority strategy, and pre-processing such as word splitting and de-deactivation is carried out. And then the LDA model is introduced for modeling analysis to extract the focus of attention themes. Following that, from the collected policy texts, an evaluation index system is constructed, a multi-input-output table is established, and PMC index modeling is carried out. By fully utilizing the intuition of radar charts and combining them with specific values, the strengths and weaknesses of policy texts in China and abroad are clearly demonstrated.

2 Quantitative modeling of employment policy texts in China and abroad

2.1 Text Mining Overview

Text mining is a technique for extracting more refined and valuable information from massive text data by processing it. It is different from traditional data mining, in terms of the type of data used, text mining uses more unstructured or semi-structured text. In terms of research objectives, it is also no longer to find the logical relationship of conventional data, but to refine and summarize a large amount of text data to form new concepts.

2.2 Common Technologies for Policy Text Processing

2.2.1 Handling of text marks

For text analysis, the text data used is pure text data, and some information in the text, such as pictures, links, etc., is not useful and is called noise. In the text labeling processing stage, the main work is to remove the noise, so as not to affect the subsequent modeling.

2.2.2 Segmentation processing

In the field of text mining, the main goal is to extract relatively important phrases from a large amount of text. Generally speaking, the data that computers can process is not the original text, but the vocabulary that constitutes the basic components of the text. For languages such as English and French, the division of words can be accomplished through spaces between words or various punctuation marks, however, there is no natural separation in Chinese sentences, so how to accurately cut a document into words is particularly important.

2.2.3 De-duplication processing

When using text mining, we all hope that the final extracted words are content words that can provide effective information. However, in actual operation, if we consider from the perspective of frequency, function words such as "some" and "but" that have no practical function, although they have a high probability of appearing in the document, are still not representative of the document. Therefore, when analyzing the text, It is necessary to eliminate such words, which are also called stop words. The elimination of deactivated words not only reduces the noise in

the process of extracting important information, but also drastically reduces the dimensionality of the data, which plays an important role in improving the speed of computation. For the processing of deactivated words, a commonly applied method is to build a deactivated lexicon. This method is similar to the dictionary-based vocabulary slicing method, which realizes the filtering of deactivated words by building a deactivation thesaurus containing all common deactivated words, matching the sliced vocabulary with the words in the deactivation thesaurus, and eliminating them if the match is successful.

2.2.4 Selection of text feature words

Text feature word selection is the process of finding the words that best represent the main content of a document. TF-IDF method is commonly used to select document feature words. Among them, TF represents the word frequency, which refers to the frequency of a word appearing in this document, and IDF represents the inverse text frequency, which is used to measure the frequency of a word appearing in all documents, and the specific formula is as follows:

$$TF-IDF(w) = TF(w) \times IDF(w) \tag{1}$$

$$TF(w) = \frac{\text{Number of occurrences of } w \text{ in document } D_j}{\text{Total words in document } D_j} \tag{2}$$

$$IDF(w) = \log_2 \left(\frac{\text{Total number of documents in document set } D}{\text{Number of documents containing } w + 1} \right) \tag{3}$$

2.3 LDA-based topic modeling of policy texts

LDA topic model is a text mining model that extracts potential topics from a large set of documents in an unsupervised manner. The document set consists of a number of documents, a particular document contains some specific topics, and the topic below will be composed of some specific words with a certain probability, that is, the three-layer structure in the figure below. The LDA model hidden topic structure is shown in Figure 1.

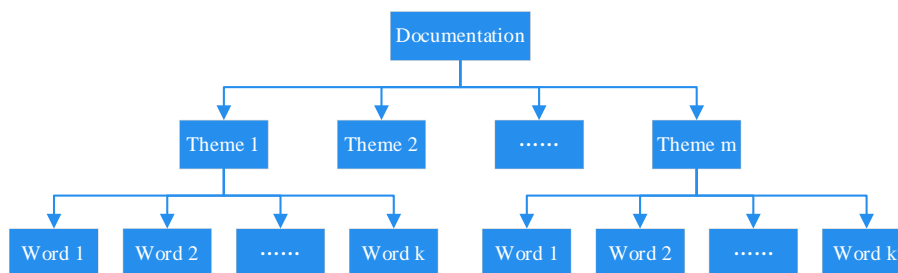


Figure 1: The LDA model hides the topic structure

2.3.1 Principles of LDA Topic Modeling

The process of generating words is as follows: first generate a document-topic vector, notated $\vec{\theta}_m$, which contains all possible topics, each of which occurs in the article with a certain probability, and then generate a topic-word vector, notated $\vec{\phi}_k$, that is After the topic is determined, a certain word is generated with a certain probability. In this process, it can be assumed that each topic corresponds to the probability distribution of words under its topic, and

at the same time, each policy text also corresponds to the probability distribution of a topic [43]. So, there is the following formula:

$$p(w_j | D_j) = \sum_{k=1}^K p(w_j | T_k) \times p(T_k | D_j) \quad (4)$$

where w_j, T_k, D_i denote the j word, the k topic, and the i document, respectively, $p(w_j | D_j)$ denotes the probability of the word w_j appearing in the document D_j , and K denotes the total number of all possible total number of topics, and M denotes the number of all documents.

Under this premise, the process of generating a definite topic from the vector $\vec{\theta}_m$ and generating a word from the vector $\vec{\varphi}_k$ both obey Multinomial distribution, and the covariate prior distribution has a very good computational and parametric interpretation. The covariate prior distribution has good properties in terms of computation and parameter interpretation, so its prior distribution is chosen to be the Dirichlet distribution, which is a generalization of the Beta distribution in higher dimensions, and the Dirichlet distribution in K dimensions is shown in Eq:

$$\text{Dirichlet}(\vec{p}, \vec{\alpha}) = \frac{\Gamma\left(\sum_{k=1}^K \alpha_k\right)}{\prod_{k=1}^K \Gamma(\alpha_k)} \prod_{k=1}^K p_k^{\alpha_k - 1} \quad (5)$$

where $\vec{\alpha}$ is a parameter of the Dirichlet distribution and \vec{p} denotes the probability. The LDA model modeling process is shown in Figure 2.

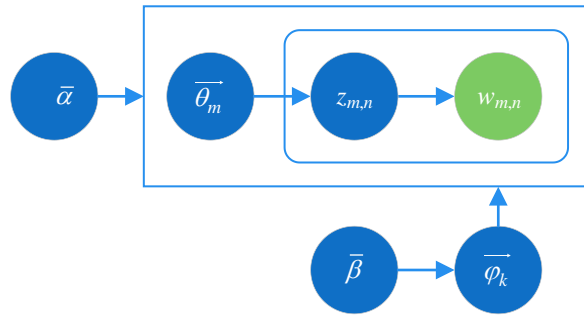


Figure 2: The modeling process of LDA model

$z_{m,n}$ denotes the n th subject term of the m th policy text, $w_{m,n}$ denotes the n th feature term of the m th document, $\vec{\theta}_m$ and $\vec{\varphi}_k$ denote the distribution of the m th policy text topic and the distribution of the k th topic feature word, respectively, and $\vec{\alpha}$ and $\vec{\beta}$ are the hyperparameters of the prior distributions to which θ and φ are subjected, i.e., $\theta \sim \text{Dirichlet}(\vec{\alpha}), \varphi \sim \text{Dirichlet}(\vec{\beta})$.

2.3.2 Training of the model

Based on the above idea, the generation of topics and the generation of feature words are

regarded as two independent processes, from which $K+M$ independent Dirichlet-Multinomial covariance structures are obtained, which leads to the joint distribution of topics and feature words $p(w, z)$.

According to the convergence theorem of the Mahalanobis chain, regardless of the initial state, the final probability distribution will converge to the same, smooth distribution, using this idea to construct the simulation samples, i.e., the MCMC sampling algorithm is obtained [44]. As a higher-dimensional generalization of the MCMC algorithm, the Gibbs algorithm is used to sample $p(w, z)$ and continuously train and adjust the parameters. The specific training process is as follows:

(1) Initialize the martingale chain: for each word w in each article, it is randomly assigned a number $1-K$ indicating the topic it is assigned to, where K is the total number of all topics in all documents.

(2) Iterative updating: for each word w , its topic is sampled according to the Gibbs algorithm traversal, and the updating of the state of the Mahalanobis chain is continuously performed in the corpus using the posterior probability formula.

(3) Repeat step (2) until Gibbs sampling converges, and the subject distribution of the document is thus obtained.

2.3.3 Identification of the number of themes

The goodness of the model depends heavily on the selection of the number of topics; too many or too few topics will affect the interpretability of the model. The term perplexity was first introduced in information theory to measure the predictive ability of a model. In general, the lower the perplexity, the better the prediction ability for the sample. For the LDA model, the formula for the perplexity degree is as follows:

$$perplexity(D | M) = \exp \left| \frac{\sum_{i=1}^M \log(P(d_i))}{\sum_{i=1}^M N_i} \right| \quad (6)$$

where D denotes the document set consisting of all policy texts, M is the number of documents in the document set, N_i is the number of all words in the text d_i , and $P(d_i)$ is the probability that the LDA model produces the text d_i .

2.4 Tools for quantifying policy texts based on PMC index models

Through the basic concept of PMC index model, after determining the first-level and second-level indexes, we will comprehensively examine the direct influence of each index variable to ensure that the effects of all variables at the same level remain consistent. The calculation process mainly consists of four steps: assigning values to the second-level indicator variables, calculating the first-level indicator variables, summing the PMC indexes, and drawing surface diagrams, and the specific calculation process is as follows:

(1) Assignment of second-level indicator variables

Variable assignment of secondary variables by binary method using the same weights, where Equation (7) stipulates that all secondary variables need to obey the distribution of values of $[0,1]$, and XR in Equation (8) indicates that the variable takes the integer [45]. That is, to determine whether the content of the policy contains the description of the first and second level variables, if it does, the variable parameter will be assigned a value of 1, otherwise it will be 0.

$$X \sim N[0,1] \quad (7)$$

$$X = \{XR : [0 \sim 1]\} \quad (8)$$

(2) Calculation of first-level indicator variable scores

According to formula (9), after determining the value assigned to the second-level indicator variables of each policy, the second-level indicator variables corresponding to each policy are averaged and summed separately to obtain the numerical results of the first-level indicators of each policy.

$$X_t \sum_{j=1}^n \frac{X_{tj}}{T(X_{tj})} \quad (9)$$

where t represents different first-level variables taking values 1, 2, 3, 4, 5, 6, 7, 8, 9, 10. j represents different second-level variables under the first-level variables taking values 1, 2, 3, ..., n . $T(X_{tj})$ represents the number of second-level variables corresponding to the first-level variables under each policy, and the process of assigning values to the variables of the first and second-level indexes adopts the multi-input-output table.

(3) PMC index calculation and rating classification

$$PMC = \left[\begin{array}{l} X_1 \left(\sum_{j=1}^5 \frac{X_{1j}}{5} \right) + X_2 \left(\sum_{j=1}^3 \frac{X_{2j}}{3} \right) + X_3 \left(\sum_{j=1}^2 \frac{X_{3j}}{2} \right) + X_4 \left(\sum_{j=1}^5 \frac{X_{4j}}{5} \right) + X_5 \left(\sum_{j=1}^2 \frac{X_{5j}}{2} \right) + \\ X_6 \left(\sum_{j=1}^5 \frac{X_{6j}}{5} \right) + X_7 \left(\sum_{j=1}^5 \frac{X_{7j}}{5} \right) + X_8 \left(\sum_{j=1}^9 \frac{X_{8j}}{9} \right) + X_9 \left(\sum_{j=1}^4 \frac{X_{9j}}{4} \right) + X_{10} \left(\sum_{j=1}^5 \frac{X_{10j}}{5} \right) \end{array} \right] \quad (10)$$

(4) Construction of PMC index graph

In order to be able to more clearly and intuitively show the advantages and disadvantages of each policy, and then provide a visual observation path for policy optimization, based on the PMC index score, the values of the first-level index variables are transformed into a third-order matrix for the construction of the PMC surface [46]. At the same time, in order to present the most ideal surface effect, the balance and symmetry of the surface are ensured, and the advantages and disadvantages of the policies as well as the internal structure of the policies are visualized and analyzed.

3 Data collection and processing of domestic and foreign policy texts

3.1 Policy text capture

Foreign Employment Stabilization and Promotion Policies and China's Employment Prioritization Strategy Text collection is an indispensable part of policy evaluation, and its purpose is mainly to obtain information on regulations, data, cases and other information related to the evaluated policies. Through policy text collection, researchers of policy evaluation can obtain more comprehensive policy information and provide rich data support for subsequent quantitative evaluation of policies. At the same time, the accuracy and authenticity of policy text collection is the primary condition to measure the quality of the paper. The main research

purpose of this paper is the quantitative evaluation of intangible cultural heritage, and in order to ensure the retrieval quality and the collection of policies more closely related to the subject of intangible cultural heritage, the policy text collection methods of this paper mainly include two kinds of methods: (1) Crawler crawling. (2) Manual screening. According to these two policy collection methods, 652 foreign stable employment and employment promotion policy texts and 703 Chinese employment priority strategy texts that meet the requirements of this paper's quantitative evaluation of policies between May 2020 and October 2024 are finally obtained.

3.2 Policy text data processing

3.2.1 Chinese Segmentation

Chinese word separation refers to the process of using computer technology to cut the character sequences in the Chinese text collection into independent individual words with semantics according to the rules of natural language processing. English words are composed of letters, each letter can represent one or more meanings, and can be used independently as a word, and each English word in the English text has a space or some other characters, which makes the English text itself has the attribute of word separation, and no longer need to be processed through natural language processing methods for additional word separation. Chinese text content is presented in the form of paragraphs, in addition to special individual Chinese characters can be expressed independently as words, most of the individual Chinese characters do not have this property, compared with the English words appear relatively complex, therefore, it is necessary to cut the words from the continuous Chinese text through natural language processing methods, so as to be able to clearly understand the semantics.

3.2.2 Building custom dictionaries

Constructing a custom dictionary can help the participle tool to match the possible word combinations more quickly, identify the proper nouns appearing in the text content, and improve the accuracy of the participle. When building a custom dictionary, first of all, we should be familiar with the text content, organize and collect the nouns in the relevant fields involved in the participle object, and store them in a computer-recognizable format in the custom dictionary, and the participle tool will read the words in the custom dictionary and add them to the initial dictionary of the participle tool, and in the subsequent participle process, we will bypass the nouns set in the custom dictionary to the point that they are not cut up.

3.2.3 De-duplication of words

Stop words are a common technique in natural language processing for removing words without actual meaning. Words or punctuation marks that frequently appear in text content but do not carry special meanings are called stop words. These words or punctuation marks are usually some modal particles, conjunctions, function words, etc., and play no significant role in understanding the meaning and significance of the text content. Instead, it will affect the word segmentation judgment of the word segmentation tool. Generally speaking, word segmentation tools will provide a default stop word list, but the default stop word list does not meet the requirements of word segmentation. At this time, a custom stop word list solves this problem very well. In the policy on intangible cultural heritage, apart from common stop words such as "various", "not only", "certainly", "about", "how much", and "!" ". " ":" ";" "?" "" In addition to punctuation marks, it also includes some words that have no substantial contribution.

3.3 Text Mining of Foreign Employment Stabilization and Promotion Policies

3.3.1 Word frequency statistics for policy texts

In this paper, the Jieba participle tool in Python program is used to process the participle of intangible cultural heritage policy text, and the following high-frequency words are obtained after the Jieba participle tool reads the customized dictionary and deactivated word lists, and the high-frequency words of foreign stable employment and employment promotion policies are shown in Table 1, and this paper organizes the top 50 high-frequency words according to the high and low frequencies of the vocabulary appearing in the policy text in order to provide a basis for the basis for subsequent research. The key points of concern of foreign policies on stabilizing employment and promoting employment can be found from the top 50 ranked key words in the statistical policy text. After removing the meaningless actual words, “vocational skills training” and “employment service” have the highest frequency, with 4,982 and 2,246 times respectively, which shows that foreign countries currently attach importance to vocational skills training and employment assistance. This is followed by the words “apprenticeship”, “minimum wage” and “unemployment benefits”, all with a frequency of more than 1,000 times.

Table 1: High-frequency words of policies for stabilizing and promoting employment

Serial number	Vocabulary	Word frequency	Serial Number	Vocabulary	Word frequency
1	Vocational skills training	4982	26	Job sharing	542
2	Employment service	2246	27	Maternity leave	516
3	apprenticeship	1870	28	Equal employment	501
4	Career guidance	1856	29	antidiscrimination	493
5	Minimum wage	1403	30	Workplace safety	466
6	Unemployment benefits	1323	31	Labor standard	454
7	Social security	1101	32	Collective bargaining	348
8	Labour market	1077	33	Unemployment insurance	368
9	Skill improvement	1054	34	Employment rate	343
10	retraining	971	35	Labor participation rate	332
11	Lifelong learning	967	36	Skilled immigration	329
12	Flexible work	957	37	Talent attraction	327
13	telecommuting	836	38	Industrial strategy	321
14	Odd economy	834	39	Economic growth	315
15	Small and medium-sized enterprises	800	40	Infrastructure investment	274
16	Entrepreneurial support	737	41	R&d and innovation	252
17	Tax credit	723	42	Green employment	212
18	Wage subsidy	698	43	Digital economy	203
19	Public employment service	679	44	Vocational qualification	185
20	Job matching	651	45	Skill certification	199
21	Skill shortage	628	46	Employment assistance	196
22	Structural unemployment	625	47	disadvantaged	195
23	Youth unemployment	627	48	Occupational mobility	172
24	Youth guarantee	621	49	Median wage	171
25	Active labor market policy	583	50	Living wage	156

3.3.2 Co-occurrence analysis of policy texts

Co-occurrence analysis reveals the relationship between things and co-occurring associative features by identifying and analyzing the frequency and pattern of things appearing in the same text. The high-frequency words in the text of statistical policies can reflect the trend and key

direction of the policies concerned in the field, and to a certain extent, penetrate the new layout of the future development of employment, but it cannot effectively reveal the network relationship between semantics. In order to deeply explore the semantic network relationship of non-foreign employment stabilization and promotion policy texts, this paper re-conducts further statistics on the collected 652 policy text datasets to sort out the co-occurrence relationship between words, and utilizes ROSTCM6 to count the co-occurrence of vocabulary in foreign employment stabilization and promotion policy texts, and some of the vocabulary co-occurrence situations are shown in Table 2.

Table 2: Co-occurrence of some words

Co-occurrence words	(1)	(2)	(3)	(4)	(5)	(6)	(7)	(8)	(9)	(10)
Vocational skills training (1)	0	170	260	277	264	220	225	278	249	180
Employment service (2)	170	0	158	165	157	147	131	166	114	125
Apprenticeship (3)	260	158	0	265	212	199	199	266	216	161
Career Guidance (4)	277	165	265	0	238	215	213	282	228	178
Minimum Wage (5)	264	157	212	238	0	209	224	232	219	166
Unemployment Benefits (6)	220	147	199	215	209	0	170	215	188	164
Social Security (7)	225	131	199	213	224	170	0	217	213	149
Labour Market (8)	278	166	266	282	232	215	217	0	239	185
Skill Improvement (9)	249	114	216	228	219	188	213	239	0	155
Retraining (10)	180	125	161	178	166	164	149	185	155	0

3.3.3 Thematic analysis of policy texts

LDA topic recognition is based on a probabilistic model, and the probabilistic model itself does not directly give the specific content of the topics, but rather derives the concepts and topics represented by each topic by calculating the probability distribution of each word with each topic. Therefore, when using the LDA topic model for text analysis, it is necessary for the researcher to further interpret and summarize the identified topics according to his or her own professional knowledge and experience, so as to arrive at the specific content of the topics. Through the theme identification of foreign stable employment and employment promotion policies, it can be found from the characteristic words of the five themes that the content of foreign stable employment and employment promotion policies can be categorized into five aspects, and the relevant theme words of foreign stable employment and employment promotion policies are shown in Table 3. The foreign employment stabilization and employment promotion policies can be summarized into five themes, which are: skill remodeling and lifelong learning, active labor market policy, labor market modernization and flexible security, youth employment and transition security, and incentives for hiring and support for small and medium-sized enterprises.

Table 3: Key words related to foreign policies for stabilizing and promoting employment

Serial number	Key words
Topic 1	Skill training, retraining, Lifelong learning, Digital skill, apprenticeship
Topic 2	Career guidance, Employment service, Wage subsidy, Work experience plan, Job matching
Topic 3	Flexible work, telecommuting, Odd economy, Portable benefit, Occupational safety and health
Topic 4	Youth guarantee, Professional implementation, Neet group, Career education, Youth entrepreneurship fund
Topic 5	Small and medium-sized enterprises, Tax bill, Social security exemption, Start-up funding, Simplified supervision

3.4 Text Mining of China's Employment Prioritization Strategy Policies

3.4.1 Word frequency statistics

This paper analyzes the results of word frequency statistics, which not only can reflect the use of different words in the policy text in the corpus, but also can quickly get the importance of different words in the policy corpus according to word frequency, which lays the foundation for more in-depth thematic clustering analysis and analysis of policy tools. After pre-processing the text data, the word frequency statistics of the top 50 effective words in the text of China's employment prioritization strategy are carried out in this paper. The word frequency statistics of China's employment priority strategy are shown in Table 4. As can be seen from the table, China's employment priority strategy focuses on the quantity of employment and the quality of practitioners. High-frequency terms such as "employment priority", "high-quality and full employment", "active employment", "stable employment", and "craftsmanship spirit" reflect the government's strong concern for improving the quality of employed personnel, social stability, industrial development, and promoting economic growth. Although word frequency analysis lays the foundation for the subsequent research, word frequency analysis alone can only vaguely have a rough understanding of the possible topics involved in the policy, and can not more accurately transform each keyword into a topic word and use it to conduct cluster analysis, and at the same time can not explore the distribution of the weight of each topic word under each topic, and can not really explore the topic of the policy. Therefore, this paper will use the python toolkit to construct the LDA topic model, and analyze the policy topics and the weight distribution of the topic words under each topic by importing the policy text into the model. In order to explore the policy topics in depth by using deep learning and natural language processing.

Table 4: Statistics on the frequency of vocabulary related to priority strategy

Serial number	Vocabulary	Word frequency	Serial Number	Vocabulary	Word frequency
1	Employment preference strategy	3101	26	Small and medium-sized enterprises	651
2	High quality employment	1322	27	The help stabiliges	640
3	Active employment policy	1318	28	Start a business	627
4	macropolicy	1277	29	Entrepreneurial employment	600
5	Employment priority policy	1270	30	Flexible employment	593
6	Steady employment	1180	31	New employment form	582
7	Employment protection	1131	32	Structural employment contradiction	536
8	College graduate	940	33	Vocational education	522
9	Youth employment	977	34	Mechanic education	503
10	Migrant worker	955	35	Career skills training	496
11	Retired soldier	869	36	Skill in China	475
12	Trouble staff	833	37	Skills talent	466
13	Employment help	841	38	Craftsman spirit	452
14	Employment assistance	810	39	skills	432
15	Employment public service system	753	40	Labor protection	422
16	Public employment service	750	41	Equal employment	421
17	Vocational skills training	705	42	Risk prevention and control of unemployment	412
18	Skill improvement	727	43	Out of poverty	403
19	Labor cooperation	703	44	unemployed	369
20	Service brand	673	45	reemployment	355
21	Zero market	675	46	Human resources	342
22	Job information repository	676	47	Social security	332
23	New productivity	677	48	Post information	321
24	Digital economy	656	49	Employment and entrepreneurship services	311
25	Business subject	639	50	Radical underpay	300

3.4.2 Determination of the number of topics

The visualization of LDA theme model is shown in Figure 3. Through the visualization of the theme clustering results in the figure, it can be seen that the distance between the five themes is far away, in line with the principle of “larger gap between clusters, smaller gap within the clusters”, and the theme clustering results have a good degree of differentiation. After determining the optimal number of topics in the text in the above way, this paper will use the results of word division for LDA topic model training, to get the weight distribution of “topic-word”, and generate the top 20 topic words under each topic, the theme of the keyword weight indicates its global weight, with higher and more weight topic words, the greater the intensity of the theme. The following is a summary of the theme name by hand.

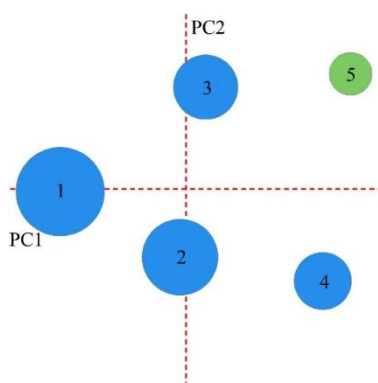


Figure 3: LDA theme model visualization results

3.4.3 LDA model results and analysis

The relevant thematic terms of China's employment priority strategy are shown in Table 5. China's employment-priority strategy can be summarized into five themes, namely: macro-policy coordination and leadership, precise assistance for key groups, vocational skills training and upgrading, public services and market construction, and entrepreneurship-led and new business models.

Table 5: Key words related to China's employment-first strategy

Serial number	Key words
Topic 1	Employment priority, High quality employment, Economic growth, and employment linkage, Policy synergy, Employment friendly development
Topic 2	College graduate, Migrant worker, Trouble staff, Employment help, Dynamic zero
Topic 3	Vocational skills training, Career skills training, Skill in China, Craftsman spirit, skills
Topic 4	Public employment service, Labor cooperation, Zero market, Job information repository, Post information
Topic 5	Entrepreneurial employment, New productivity, New employment form, Flexible employment, Business subject

4 Policy PMC refers to quantitative assessment

4.1 Quantitative Assessment of PMC Fingers of Employment Stabilization and Promotion Policies Abroad

4.1.1 Variable classification and parameter identification

Effective high-frequency vocabulary coding and variable extraction are shown in Table 6. It

encompasses the basic information and main content of the policy, which can be well used as the basis for variable extraction in the PMC index model. The four major themes summarized by the LDA theme model are the key basis for the assessment of the policy content index and an objective means to grasp the policy trend. As a key step in constructing the PMC index model, it is necessary to construct the evaluation index system more scientifically based on the new public service theory and the public policy evaluation theory, by rooting in the policy text to realize the mining of data and extracting key elements from it. Therefore, with the help of Python, this study encodes the effective high-frequency vocabulary collated above, combines the themes of the policy texts and relevant research results to extract the secondary variables for quantitative evaluation of foreign policies on stabilizing employment and promoting employment, and adopts the policy typology method to categorize the secondary variables.

Table 6: Effective high frequency vocabulary coding and variable extraction

First-level variable	Secondary variable	Effective High-frequency Vocabulary (Excerpt)
Policy basis (X1)	National order (X11)	Ministry of culture, security, policy, construction, national and overall
	Provincial and municipal policy documents (X12)	Implement, improve, support, enhance, manage, mechanism, organize, and enforce
	Specific regional conditions (X13)	Regions, poverty-stricken areas, economy, infrastructure, localities, ethnic groups, autonomy
Policy subject and object (X2)	Government (X21)	Government, departments, policies, projects, implementation, reforms, units
	Government, departments, policies, projects, implementation, reforms, units (X22)	Enterprises, industries, and economies
	Group (X23)	College students and unemployed
Policy objective (X3)	The system and norms are sound. (X31)	Policy, system, standardization, comprehensiveness, system, regulation, norm.
	Policy, system, standardization, comprehensiveness, system, regulation, norm. (X32)	Efficiency, level, service level, Internet, informatization, digitalization
	The development of the entrepreneurial industry (X33)	Industry, tourism, culture and tourism, deepening, public cultural services, economy
Policy content (X4)	Digital service supply (X41)	Facilities, media, grassroots, digital, management
	Cultivation of chemical industry (X42)	International, Culture
	Digital resource creation (X43)	Data, digitization, information, online, resource, sharing, Internet, informationization
	Reform of the grassroots service mechanism (X44)	Mechanism, system
	Financial guarantee (X45)	Finance, infrastructure, construction, development, support, and assistance
	Cultivate talents (X46)	Talents, cultivation, training, practical training, quality, data
Policy field (X5)	Politics (X51)	Policy, construction, system, ethnicity, infrastructure.
	Economy (X52)	Service, engineering, production, entrepreneurship, industry
	Society (X53)	Society, platforms, enterprises, all levels
	Technology (X54)	Research, technology, informatization, data, base, science and technology

The construction of the PMC index model not only needs to combine the focus of foreign employment stabilization and employment promotion policies, but also should take into account the heterogeneity of the influence of each policy. Therefore, this paper finally determines nine first-level variables. Then refer to the relevant literature to obtain the preliminary variable coding, improve and optimize the four major themes, and jointly construct the quantitative index system of foreign stable employment and employment promotion policies, and the quantitative evaluation of foreign stable employment and employment promotion policies variable settings and their evaluation criteria are shown in Table 7. ①X1 policy subject is based on whether the policy issuance is independent or joint, whether its unit level is attributed to the central or provincial government, and the authority and professionalism of the issuing organization is also one of the factors to be considered. ② X2 Policy Audience is used to examine whether the policy achieves the policy objectives by taking measures against local governments, social enterprises or individuals. ③ X3 Policy Timing is used to judge the timeframe in which the policy works, within 3 years for short-term policies, within 3-5 years for medium-term policies, and more than 5 years for long-term policies, corresponding to the policy feedback mechanism. ④ X4 Policy Content measures whether the policy covers infrastructure construction, technical training, public-private cooperation, talent cultivation, digital resource construction, digital service platform building, data property rights, institutional standards, publicity and promotion. ⑤ X5 Policy Perspective aims to examine whether policy formulation and assessment are based on a macro or micro perspective. ⑥ X6 Policy domain is used to determine whether the scope of action of the policy involves economic, social, technological, political, and environmental domains. ⑦ X7 Incentive Measures is used to understand whether the policy incentivizes the construction of entrepreneurship and employment services by means of financial safeguard measures, introduction of social forces, establishment of industrial specialties and optimization of resource allocation. ⑧X8 Policy nature is used to judge whether the policy has the potential to play the role of prediction, regulation, advice, support and guidance. ⑨X9 policy evaluation is used to examine whether the policy to be evaluated has timely feedback, clear objectives, scientific programs and sufficient basis.

Table 7: Quantitative evaluation variable setting and its evaluation criteria

First-level variable	Secondary variable	Evaluation criteria
The subject of policy (X1)	Independence (X11)	Whether to publish independently and belong to the authoritative organization, full satisfaction meter 1, meet 1 meter, not zero
	Cooperative (X12)	Whether it is jointly released by two or more institutions is counted as 1 if yes and 0 if no
Policy audience (X2)	Local government (X21)	Whether the audience covers local governments or not is counted as 1 if yes and 0 if no
	Social enterprise (X22)	Whether the audience includes social enterprises is counted as 1 if yes and 0 if no
Policy limitation (X3)	Long-term (X31)	Whether it involves content over five years, if yes, it counts as 1; if no, it counts
	Mid-term (X32)	Whether it involves content spanning 3 to 5 years or more, 1 is counted if yes, and 0 if no
	Short-term (X33)	Whether it involves content within the past three years or not, it counts as 1 if yes and 0 if no
Policy content (X4)	Infrastructure (X41)	Whether it involves infrastructure construction or not is counted as 1 if yes and 0 if no
	Technical training (X42)	Whether it involves technical training is counted as 1 if yes and 0 if no.
	Public-private partnership (X43)	Whether it involves public-private cooperation is counted as 1 if yes and 0 if no
	Talent breeding (X44)	Whether it involves talent cultivation is counted as 1 if yes and 0 if no
	Resource construction (X45)	Whether it involves the digital construction of resources is counted as 1 if yes and 1 if no
	Service platform (X46)	Whether it involves a digital service platform is counted as 1 if yes and q if no
	Data property (X47)	Whether it involves data property rights is counted as 1 if yes and 0 if no
	Institutional standard (X48)	Whether it involves system standards or not is counted as 1 if yes and 0 if no
Policy perspective (X5)	Macro (X51)	Whether the perspective of formulation starts from the overall macro perspective, yes, yes, no. 0
	micro (X52)	Whether the formulated perspective starts from a micro perspective, yes counts, no counts 0
Policy area (X6)	politics (X61)	Whether it involves the political field is counted as 1 if yes and 0 if no
	economy (X62)	Whether it involves the economic field is counted as 1 if yes and 0 if no.
	culture (X63)	Whether it involves the cultural field, 1 counts if yes, and 1 counts if no.
	technology (X64)	Whether it involves a technical field is counted as 1 if yes and 0 if no.
	society (X65)	Whether it involves the social field, 1 counts if yes and 1 counts if no
Incentive measure (X7)	Financial security (X71)	Whether it involves financial security or not is counted as 1 if yes and 0 if no
	Social power (X72)	Whether it is the introduction of social forces or not is counted as 1 if yes and 0 if no
	Industrial special (X73)	Whether it is the introduction of social forces or not is counted as 1 if yes and 0 if no
	Optimized configuration (X74)	Whether it involves the optimal allocation of resources is counted as 1 if yes and 1 if no
Policy quality (X8)	forecast (X81)	Whether it has predictability or not is counted as 1 if yes and 0 if no
	describe (X82)	Whether it involves the description content is counted as 1 if yes and 0 if no
	guiding (X83)	Whether it has guiding properties or not is counted as 1 if yes and 0 if no
	suggest (X84)	Whether it contains suggested content or not is counted as 1 if yes and 0 if no
	regulate (X85)	Whether it has a regulatory function or not is counted as 1 if yes and 0 if no
	support (X86)	Whether it includes support functions or not counts as 1 if yes and 0 if no
	guiding (X87)	Whether it involves the content of assessment feedback is counted as 1 if yes and 0 if no
Policy evaluation (X9)	Detailed plan (X91)	Whether the involved plan is detailed or not is counted as 1 if yes and 0 if no
	Target clarity (X92)	Whether there is a clear goal or not, count 1 if yes and count no
	In full (X93)	Whether the formulation is based on sufficient grounds is counted as 1 if yes and 0 if no
	Timely feedback (X94)	Whether it involves assessment feedback content or not, it is counted as 1 if yes and 0 if no.

4.1.2 Establishment of multi-input-output tables

The multi-input-output table can quantitatively analyze individual variables from multiple perspectives, thus making it possible to evaluate each foreign policy for stabilizing employment and promoting employment from various perspectives, which broadly reflects the relationship between inputs and outputs in various aspects of employment and provides a basis for various quantitative analyses. The variables in the multi-input-output table are independent of each other and have no order of priority, and each first-level variable can be further divided into second-level variables with the same weight, without limiting the number of second-level variables. The multi-input-output table is constructed according to the characteristics of foreign employment stabilization and promotion policies, and the multi-input-output of foreign employment stabilization and promotion policies is shown in Table 8.

Table 8: Foreign employment and employment policies are more than two

First-level variable	Secondary variable
X1	X11, X12
X2	X21, X22, X23, X24
X3	X31, X32, X33
X4	X41, X42, X43, X44, X45, X46, X47, X48, X49,
X5	X51, X52
X6	X61, X62, X63, X64, X65
X7	X71, X72, X73, X74
X8	X81, X82, X83, X84, X85, X86, X87
X9	X91, X92, X93, X94

The selected sample policies, one by one, are assigned values against the multi-input-output table, and in order to have more objective and scientific results, the keywords of each policy are viewed using Jieba participles as a basis for judging whether they are in line with the secondary variables, and the multi-input-output table is constituted by the numerical values in order to facilitate the subsequent calculation of the PMC index model. According to the results of the scores calculated by the PMC index formula, the policies are evaluated, and the levels corresponding to different scores are different, and the policy rating criteria are shown in Table 9, which are divided into five levels in total, with the lowest level being bad, corresponding to index scores of 0-2.99, the highest level being perfect, corresponding to index scores of 9-10, and acceptable, good, and excellent respectively, with a gap of 1.99, and so on.

Table 9: PMC evaluation grade

PMC Index	0-2.99	3-4.99	5-6.99	7-8.99	9-10
Evaluation grade	Bad	Acceptable	Good	Excellent	Perfect

4.1.3 Quantitative analysis of policy texts

A radar chart is a graphical method of displaying multivariate data in the form of a two-dimensional chart of three or more quantitative variables represented on axes starting from the same point. The results of the three policies in different dimensions are presented in the form of a radar chart. Each of the nine vertices corresponds to one of the nine Level 1 variable indexes; the closer to the edge, the higher the index score for that variable, and vice versa, and the closer to the center, the lower the score.

A comparison of the three policy PMC index values is shown in Figure 4. The three policies PMC index rank $P3 > P1 > P2$, as can be seen from the figure, P3 is closer to the edge of the part

is more, the score of 8.26, ranked first among all the policies, but the score did not reach 9 points, because P3 mainly focuses on scientific and technological innovation, employment assistance is only a small part of what it covers, and only involves a general introduction, and also shows that the policy P3 has not been formulated with the combination of the new strategy in mind, and has ignored the importance of the special The importance of helping groups.

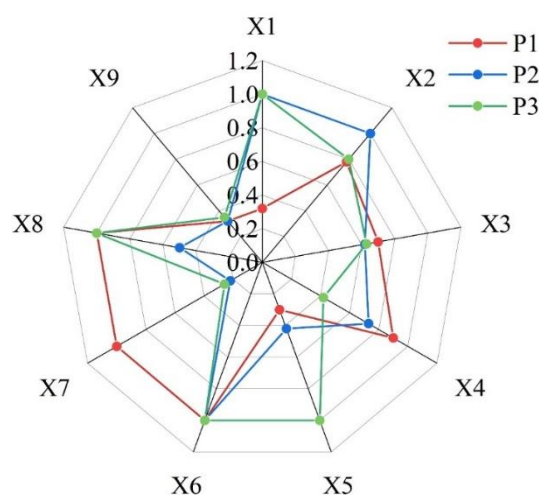


Figure 4: Comparison of the PMC index values of the three policies

4.2 Quantitative assessment of the PMC index of China's employment priority strategy

4.2.1 Variable Classification and Parameter Identification

In this paper, the variable setting is based on the analysis results of related policies, combining the PMC index model and the specific characteristics of the industry-university-research policy, and selecting representative indicators that are closely related to the industry-university-research policy. Based on this, a total of nine first-level variables are set in this paper, and the classification of variables and evaluation criteria of China's employment priority strategy are shown in Table 10. In the evaluation system of industry-university-research policies, each secondary variable is set to realize the interpretation of the corresponding primary variable. A1 Issuing agency indicates the department involved in the formulation of the corresponding policy, which can be classified into the People's Congress, national ministries and commissions, and institutions directly under the State Council according to the text of the policy to be evaluated in this paper. A2 Policy receptor refers to the target of the policy, including enterprises, universities, local governments, and scientific research units. A3 Policy nature refers to the nature of the evaluated policy belongs to, including the four aspects of prediction, suggestion, regulation, and reform. A4 Incentives is to judge whether the policy contains specific measures of talent incentives, financial support, tax exemption, and special subsidies. A5 Policy Function is to judge, through the analysis of the policy content, whether the policy has the functions of results transformation, technological innovation, and talent introduction. A6 Continuous Effectiveness is to indicate the to be A6 Continuous effectiveness is to indicate the effective duration of the policy to be evaluated, which is divided into short-term policy for less than 5 years, medium-term policy for 5-10 years, and long-term policy for more than 10 years. A7 Fields of action is used to assess whether the policy is targeted at the corresponding fields, such as the economy, politics, social environment, and public services. A8 Policy means is to assess whether the policy adopts the corresponding means, including legal means, administrative

means, and economic means. A9 Policy evaluation is mainly to see whether the basis for policy formulation is sufficient, whether the purpose of policy implementation is clear, and whether policy planning is detailed.

Table 10: The classification and evaluation criteria of employment priority strategy

First-level variable	Secondary variable	Evaluation Criteria
Issuing body (A1)	People's Congress (A11)	If the policy is involved in the formulation of the convention, it will be 1 or 0
	All ministries and commissions of the state (A12)	Whether there is a national commission involved in the formulation of the policy, it has a 1 or 0
	Directly affiliated institutions of The State Council (A13)	If the policy is involved in the development of the relevant state council, it will be 1 or 0
Policy object (A2)	Enterprise (A21)	The objective of the policy is to include the enterprise, which is 1 or 0
	University (A22)	The objective of the policy is whether the university is included in the university, or 1 or 0
	Local governments. (A23)	The objective of the policy is to include local governments, which is 1 or 0
	Scientific research institutions (A24)	The objective of the policy is whether the scientific research unit, which is 1, will be 0
Policy Nature (A3)	Prediction (A31)	Whether the policy has a predictive effect on the area of production and research, it has a 1 or 0
	Suggestion (A32)	Whether the policy has a suggestion for the area of production and research, it has a 1 or 0
	Supervision (A33)	Whether the policy has a regulatory effect on the area of production and research, it has a 1 or 0
	Reform (A34)	Whether the policy has a reform role in the area of production and research, and it has a 1 or 0
Incentive measures (A4)	Talent incentive (A41)	The policy document contains the measures for the incentive of the person, which is 1 or 0
	Financial support (A42)	The policy file contains the measures of financial support, which is 1 or 0
	Tax and fee reduction (A43)	The policy file contains the measures for the tax deduction, which is 1 or 0
	Special subsidy (A44)	The policy documents include special subsidies It's going to be 1, otherwise it's 0
Policy function (A5)	Technology transfer (A51)	The policy has the function of promoting the transformation of the results, which is 1 or 0
	Technological innovation (A52)	Whether the policy has the function of promoting technological innovation, it has a 1 or 0
	Talent incentive (A53)	Whether the policy has the ability to promote the introduction of talent, it has a 1 or 0
Apply a gentle force from time to time (A6)	Short-term (A61)	Whether the policy involves short-term content, is 1, or 0
	Mid-term (A62)	If the policy is involved in the medium term, it has a 1 or 0
	Long-term (A63)	Whether the policy has a long-term content, it has a 1 or 0
Application field (A7)	Economy (A71)	Whether the policy document works in the economy is 1 or 0
	Politics (A72)	Whether the policy file works in the political field is 1 or 0
	Social environment (A73)	Whether the policy document works in the social and environmental areas is 1 or 0
	Public service (A74)	The policy document is in the area of public services, which is 1 or 0
Policy measures (A8)	Law (A81)	Whether the implementation of the policy is adopted by law, it is 1 or 0
	Administration (A82)	The implementation of the policy is adopted by administrative means, which is 1 or 0
	Economy (A83)	The implementation of the policy is economic means, which is 1 or 0
Policy Evaluation (A9)	Sufficient evidence (A91)	If the policy basis is sufficient, it is 1; otherwise, it is 0
	Sufficient evidence (A92)	Whether the policy objective is clear or not is 1; otherwise, it is 0
	Detailed planning (A93)	Whether the policy planning is detailed or not, if it is, it is 1; otherwise, it is 0

4.2.2 Construction of multiple input-output tables

A multi-input-output table is a data analysis framework for multidimensional analysis of variables, the components of which include primary and secondary variables. The multi-input-output table is characterized by treating all variables equally, accepting all secondary variables related to primary variables and giving equal weight to them. This paper constructs a multi-input-output table based on the 9 primary variables and 31 secondary variables derived from the industry-university-research policy evaluation system, and the multi-input-output of China's employment-prioritization strategy is shown in Table 11.

Table 11: China's employment priority strategy is more output

First-level variable	Secondary variable
A1	A11, A12, A13
A2	A21, A22, A23, A24
A3	A31, A32, A33, A34
A4	A41, A42, A43, A44
A5	A51, A52, A53
A6	A61, A62, A63
A7	A71, A72, A73, A74
A8	A81, A82, A83
A9	A91, A92, A93

4.2.3 Calculation of PMC index values

(1) Calculation of Policy PMC Index Value

Combining the content analysis method and text mining method to calculate the PMC index value of the selected policy, the evaluation level division is derived according to the evaluation criteria, and the PMC score calculation results are shown in Table 12.

Table 12: The calculation result of the PMC score

Variable	P1	P2	P3	P4	P5	P6	P7	P8	P9	P10	P11	P12
A1	0.672	0.325	0.325	0.325	0.672	0.325	0.325	0.325	0.325	0.325	0.325	0.325
A2	1.000	1.000	1.000	0.822	1.000	1.000	0.500	0.822	0.500	0.325	1.000	0.253
A3	1.000	0.822	0.822	0.822	0.822	1.000	1.000	0.822	0.822	1.000	0.822	0.822
A4	0.822	0.822	0.822	0.822	0.500	0.822	0.253	0.822	0.000	0.500	0.822	0.822
A5	0.672	1.000	1.000	1.000	1.000	1.000	1.000	1.000	0.672	1.000	1.000	0.672
A6	0.325	1.000	1.000	1.000	0.325	0.325	1.000	1.000	0.325	1.000	1.000	1.000
A7	1.000	1.000	0.822	1.000	0.822	1.000	0.500	0.822	0.253	0.822	1.000	0.500
A8	0.672	1.000	1.000	1.000	0.672	1.000	0.325	1.000	0.325	0.672	1.000	0.822
A9	0.672	1.000	1.000	0.672	1.000	1.000	1.000	1.000	1.000	1.000	1.000	0.672
PMC Index	7.861	8.748	8.65	8.289	7.768	8.362	6.791	8.246	5.348	7.729	8.967	3.757
Evaluation	Excellent	Excellent	Excellent	Excellent	Good	Excellent	Good	Excellent	Good	Excellent	Excellent	Acceptable

(2) Plotting of PMC surface graphs

Only the resultant plots for each of the 2 highest and lowest PMC indices are shown here.

$$\text{PMC Curved surface} = \begin{bmatrix} A1 & A2 & A3 \\ A4 & A5 & A6 \\ A7 & A8 & A9 \end{bmatrix} \quad (11)$$

(3) Analysis of PMC index model results

Based on the analysis of the scores of the first-level variables of the policies to be evaluated and the comparison with the average value, it can be seen that the overall evaluation of China's employment priority strategy is relatively satisfactory, with 66.67% of the PMC index being excellent. However, from the analysis results, there is still room for improvement in some indicators of some policies. Among the nine first-level variables. In terms of policy objects, most policies scored above the mean or even full marks, reflecting the comprehensiveness of the policies. In terms of incentives, most policies mention relevant content about talent incentives and financial support. In terms of policy functions, a large number of policies pay greater attention to promoting the transformation of achievements, technological innovation, and incentivizing the introduction and development of talents. So from the overall point of view, the country can play a coordinating function from the combination of supply and demand. Attention to the needs of special groups as well as, the policy should be comprehensive coverage of forecasting, supervision, guidance and other multi-directional start to improve the level of employment in China.

5 Conclusion

In this paper, we use the method of text mining to mine the hot topics of foreign employment stabilization and employment promotion policies and China's employment priority strategy texts with the help of the LDA topic model, and quantitatively evaluate the policies through the PMC index calculation method. The conclusions drawn by the article are:

(1) The foreign employment stabilization and employment promotion policies can be summarized into five themes, which are skill reshaping and lifelong learning, active labor market policy, labor market modernization and flexible security, youth employment and transition security, and incentives for hiring and support for small and medium-sized enterprises (SMEs).

(2) China's employment priority strategy can be summarized into five themes, which are macro policy coordination and leadership, precise assistance for key groups, vocational skills training and upgrading, public services and market construction, and entrepreneurship-led and emerging business.

(3) It is found by comparing the PMC index values of three foreign policies. The three policies PMC index ranking $P3 > P1 > P2$, P3 ranked first score of 8.26, its main anchor point in science and technology innovation, but did not fully consider the combination of new strategies, ignoring the importance of special groups to help.

(4) The PMC quantitative results of China's employment prioritization strategy are relatively satisfactory, with 66.67% of its PMC index being excellent, reflecting the comprehensiveness of China's employment prioritization strategy. But there is still room for improvement in some indicators of some policies.

The research in this paper aims to provide academic references and lessons for understanding the social effects of foreign employment policies and China's employment policies, as well as for the formulation and implementation of future labor force employment policies.

Funding

2025 Key Scientific Research Platforms and Projects for Regular Universities in Guangdong Province (No. Yue Jiao Ke Han (2025) No. 9); Research Start-up Fund Project of Xi'an Peihua University, Huaihua University and Shanwei Vocational and Technical College.

This work was supported by the 2023 Hunan Natural Science Foundation Joint Fund Project: Research on Key Technologies for Measuring, Enhancing, and Visualizing the Competitiveness of Hunan Huaihua International Inland Port under the RCEP Framework (2023JJ50459).

This work was supported by: Research on the Comparison between Foreign Policies for Stable Employment and Employment Promotion and China's Employment Priority Strategy (SKQD2021B-007).

About the Authors

Ke Wang was born in Xian, Shaanxi, P.R. China, in 1977. He obtained a bachelor's degree from Xi'an Jiaotong University in China. I graduated from the School of Economics and Finance at Xi'an Jiaotong University. My main research direction is the Economy of Employment and Regional Economy. Email: wang2005ke@126.com

Xiaohui Shu was born in Xupu, Hunan, P.R. China, in 1974. He holds a PhD in Economics. He is currently Dean of the Business School and concurrently Dean of the School of Digital Economy and Management, Huaihua University. Email: wangke19770228@163.com

Bo Peng was born in Changsha, Hunan, P.R. China, in 1998. My obtained a bachelor's degree from Henan Institute of Science and Technology in China. I am currently studying at the School of Economics and Management, Henan Institute of Science and Technology. My main research direction is The Economy of Employment and Regional Economy. Email: 2595519830@qq.com

Geyang Zhang was born in P.R. China in 1973. He holds a Master's Degree in Management and serves as an Associate Professor, a Senior Human Resources Management Specialist, and a Senior Career Instructor. Currently, he is the Secretary of the General Party Branch of the School of Economics and Management, Binzhou Polytechnic. Email: 1463003090@qq.com

Yingchu Jiang was born in Xi'an, Shaanxi, P.R. China, in 2001. He holds a PhD in Economics from the University of Pennsylvania, a Master's in Asset Management Studies from Yale University, and a Bachelor of Science in Management Science from the University of California, San Diego. Email: jiangyingchu@peihua.edu.cn

Li Mengli was born in Wu'an City, Hebei Province, P.R. China in 1998. She holds a Master's Degree from Xi'an Conservatory of Music and currently serves as the Deputy Secretary of the Communist Youth League Committee of the School of Accounting and Finance, Xi'an Peihua University. Email: 1445654040@qq.com

Yunxi Ma was born in Handan, Hebei, P.R. China, in 2007. She is currently studying at the School of Accounting and Finance, Xi'an Peihua University. Email: 3438963144@qq.com

References

- [1] Richter, E. P., Brähler, E., Stöbel-Richter, Y., Zenger, M., & Berth, H. (2020). The long-lasting impact of unemployment on life satisfaction: results of a longitudinal study over 20 years in East Germany. *Health and Quality of Life Outcomes*, 18(1), 361.
- [2] Rashid, M. H., & Islam, M. A. (2020). Impacts of unemployment on graduates in Bangladesh: a case study. *Br. J. Arts Humanit*, 2(5), 87-94.
- [3] Tøge, A. G. (2016). Health effects of unemployment in Europe during the great recession: The impact of unemployment generosity. *International Journal of Health Services*, 46(4), 614-641.

- [4] Shah, S. Z. A., Shabbir, M. R., & Parveen, S. (2022). The impact of unemployment on economic growth in Pakistan: An empirical investigation. *iRASD Journal of Economics*, 4(1), 78-87.
- [5] Kukaj, D. (2018). Impact of unemployment on economic growth: Evidence from Western Balkans. *European Journal of Marketing and Economics*, 1(1), 10-18.
- [6] Lawes, M., Hetschko, C., Schöb, R., Stephan, G., & Eid, M. (2023). The impact of unemployment on cognitive, affective, and eudaimonic well-being facets: Investigating immediate effects and short-term adaptation. *Journal of personality and social psychology*, 124(3), 659.
- [7] Roy, S., & Roy, S. (2021). Does globalization increase civil unrest among unemployed youth?. *The Journal of Social, Political, and Economic Studies*, 46(1/2), 51-80.
- [8] Thill, S., Houssemand, C., & Pignault, A. (2019). Unemployment normalization: its effect on mental health during various stages of unemployment. *Psychological Reports*, 122(5), 1600-1617.
- [9] Rogan, P., & Rinne, S. (2021). Launching a statewide Employment First initiative: Indiana's work to include coalition. *Journal of Vocational Rehabilitation*, 54(3), 255-260.
- [10] Bose, J., & Winsor, J. (2018). State Employment First Policies: State Definitions, Goals, and Values. *Research to Practice*. Issue No. 56. Institute for Community Inclusion.
- [11] Wehman, P. (2017). Partnerships in employment. *Journal of Vocational Rehabilitation*, 47(3), 261-263.
- [12] Bose, J., Winsor, J. E., & Timmons, J. (2018). State Employment First Policies# 2: Engaging Stakeholders in Development and Implementation. *Research to Practice*. Issue No. 57. Institute for Community Inclusion.
- [13] Klayman, D., & Coughlin, J. (2017). Summative evaluation of the Employment First State Leadership Mentoring Project 2015 program year. *Journal of Vocational Rehabilitation*, 47(1).
- [14] Lessky, F., & Binder, D. (2025). Does Combining Work and Study 'Pay Off'? Investigating Intersectional Effects of Term-Time Employment, First-Generation Status and Gender on Graduate Outcomes. *Higher Education Quarterly*, 79(3), e70046.
- [15] Jones-Parkin, T., Thomas, F., Hess, K., & Snyder, A. (2021). Employment First and Transition: Utah school-to-work initiative. *Journal of Vocational Rehabilitation*, 54(3), 265-271.
- [16] Qian, T., Bian, J., & Liu, S. (2022). China's employment policy since 1949: retrospect, present, and future directions. *Labor History*, 63(5), 618-635.
- [17] Sun, T., & Lv, Y. (2020). Employment centers and polycentric spatial development in Chinese cities: A multi-scale analysis. *Cities*, 99, 102617.
- [18] Zhou, C., Zheng, H., & Wan, S. (2023). Industrial structure, employment structure and

- economic growth—evidence from China. *Sustainability*, 15(4), 2890.
- [19] Chen, X., & Zhang, S. (2015, April). Promotion of the Opportunity Entrepreneurship to Improve Employment Effect. In 2015 International Conference on Education, Management, Information and Medicine (pp. 1134-1137). Atlantis Press.
- [20] Mo, R., & Chen, Y. (2019). China's Employment in 2015: Innovation and Entrepreneurship Promoted Employment. In *Chinese Research Perspectives on Society*, Volume 5 (pp. 42-65). Brill.
- [21] LIU, J., & GAO, C. C. (2021). Analysis of Government Providing Public Employment Service under the New Employment Pattern. *DESTech Transactions on Social Science, Education and Human Science*, (ehla).
- [22] Arranz, J. M., García-Serrano, C., & Hernanz, V. (2018). Short-time work and employment stability: Evidence from a policy change. *British Journal of Industrial Relations*, 56(1), 189-222.
- [23] Navarra, C. (2016). Employment stabilization inside firms: An empirical investigation of worker cooperatives. *Annals of Public and Cooperative Economics*, 87(4), 563-585.
- [24] Ouimette, M., & Rammler, L. H. (2017). Entrepreneurship as a means to Employment First: How can it work?. *Journal of Vocational Rehabilitation*, 46(3), 333-339.
- [25] Ahlstrom, D., Chang, A. Y., & Cheung, J. S. (2019). Encouraging entrepreneurship and economic growth. *Journal of Risk and Financial Management*, 12(4), 178.
- [26] Failla, V., Melillo, F., & Reichstein, T. (2017). Entrepreneurship and employment stability—Job matching, labour market value, and personal commitment. *Journal of business venturing*, 32(2), 162-177.
- [27] Kluge, J., Puerto, S., Robalino, D., Romero, J. M., Rother, F., Stöterau, J., ... & Witte, M. (2017). Interventions to improve the labour market outcomes of youth: A systematic review of training, entrepreneurship promotion, employment services and subsidized employment interventions. *Campbell Systematic Reviews*, 13(1), 1-288.
- [28] Kumar, R., & Raj, T. (2019). Role of entrepreneurship in boosting economic growth and employment in India. *SEDME (Small Enterprises Development, Management & Extension Journal)*, 46(4), 273-281.
- [29] Hakami, S. (2021). The role of social entrepreneurship in community development. A case study of social entrepreneurship in Saudi Arabia. *Psychology and Education Journal*, 58(2), 154-161.
- [30] Wray, L. R. (2025). The job guarantee, full employment and human rights. In *Research Handbook on Law and Political Economy* (pp. 485-504). Edward Elgar Publishing.
- [31] Ravallion, M. (2019). Guaranteed employment or guaranteed income?. *World Development*, 115, 209-221.
- [32] Focacci, C. N. (2020). "You reap what you sow": Do active labour market policies always

- increase job security? Evidence from the Youth Guarantee. *European Journal of Law and Economics*, 49(3), 373-429.
- [33] Tcherneva, P. R. (2019). The federal job guarantee: prevention, not just a cure. *Challenge*, 62(4), 253-272.
- [34] Ehnts, D. H. (2019). The job guarantee: Full employment, price stability and social progress. *Society Register*, 3(2), 49-65.
- [35] Klosse, S., & Muysken, J. (2016). Inclusive labour market: A role for a job guarantee scheme. *UNU-MERIT Working Paper*, (2016-011).
- [36] Wang, N., Cui, D., Geng, C., & Xia, Z. (2022). The role of business environment optimization on entrepreneurship enhancement. *Journal of Economic Analysis*, 1(2), 66-81.
- [37] Radha, P., Nirubarani, J., & Mekala, S. (2024). A Study on Addressing Unemployment: Strategies and Policies for Enhancing Job Creation. *NPRC Journal of Multidisciplinary Research*, 1(9), 96-105.
- [38] Zhong, Z., & Chen, Z. (2023). Business environment, technological innovation and government intervention: Influences on high-quality economic development. *Management Decision*, 61(8), 2413-2441.
- [39] Yin, X., Yuan, Y., & Zhou, J. (2024). Evaluation and optimization of business environment based on sustainable development perspective: Exploring the role of the reform of government functions. *Sustainable Development*, 32(1), 138-152.
- [40] Titus, O. A., Bakare, G. B., & Obiwuru, T. C. (2013). Business Environment, Job Creation and Employment Capacities of Small and Medium Enterprises in Lagos State, Nigeria: A Descriptive Analysis. *Business Management Dynamics*, 3(2).
- [41] Fölster, S., Jansson, L., & Nyrenström Gidehag, A. (2016). The effect of local business climate on employment. *Journal of Entrepreneurship and Public Policy*, 5(1), 2-24.
- [42] Lai, J., Ke, J., Lin, S., Zhang, P., & Zhang, Q. (2024). Business environment optimization and labor income share of enterprises: Evidence from China. *Research in International Business and Finance*, 71, 102491.
- [43] Shuangbin Tao, Tianyu Li & Jiarui Hou. (2025). Environmental regulation and corporate environmental responsibility fulfillment: a qualitative study based on the LDA topic model. *Journal of Applied Economics and Policy Studies*, 18(9), 118-124. <https://doi.org/10.54254/2977-5701/2025.27518>.
- [44] Jingze Li. (2025). Analysis of International Research Hotspots on the Application of Chatbots in the Field of Psychological Counseling—Text Mining Based on LDA Topic Model Analysis. *Journal of Artificial Intelligence Practice*, 8(2), <https://doi.org/10.23977/JAIP.2025.080211>.
- [45] Fatma Şener Fidan. (2025). Fuzzy Logic–Enhanced PMC Index for Assessing Policies for Decarbonization in Higher Education: Evidence from a Public University.

Sustainability,17(19),8966-8966.<https://doi.org/10.3390/SU17198966>.

- [46] Hong Tan,Shijia Liu & Kunyu Li. (2025). Quantitative evaluation of digital rural public sports service policies based on the PMC index model. *Frontiers in Public Health*,13,1615982-1615982.<https://doi.org/10.3389/FPUBH.2025.1615982>.